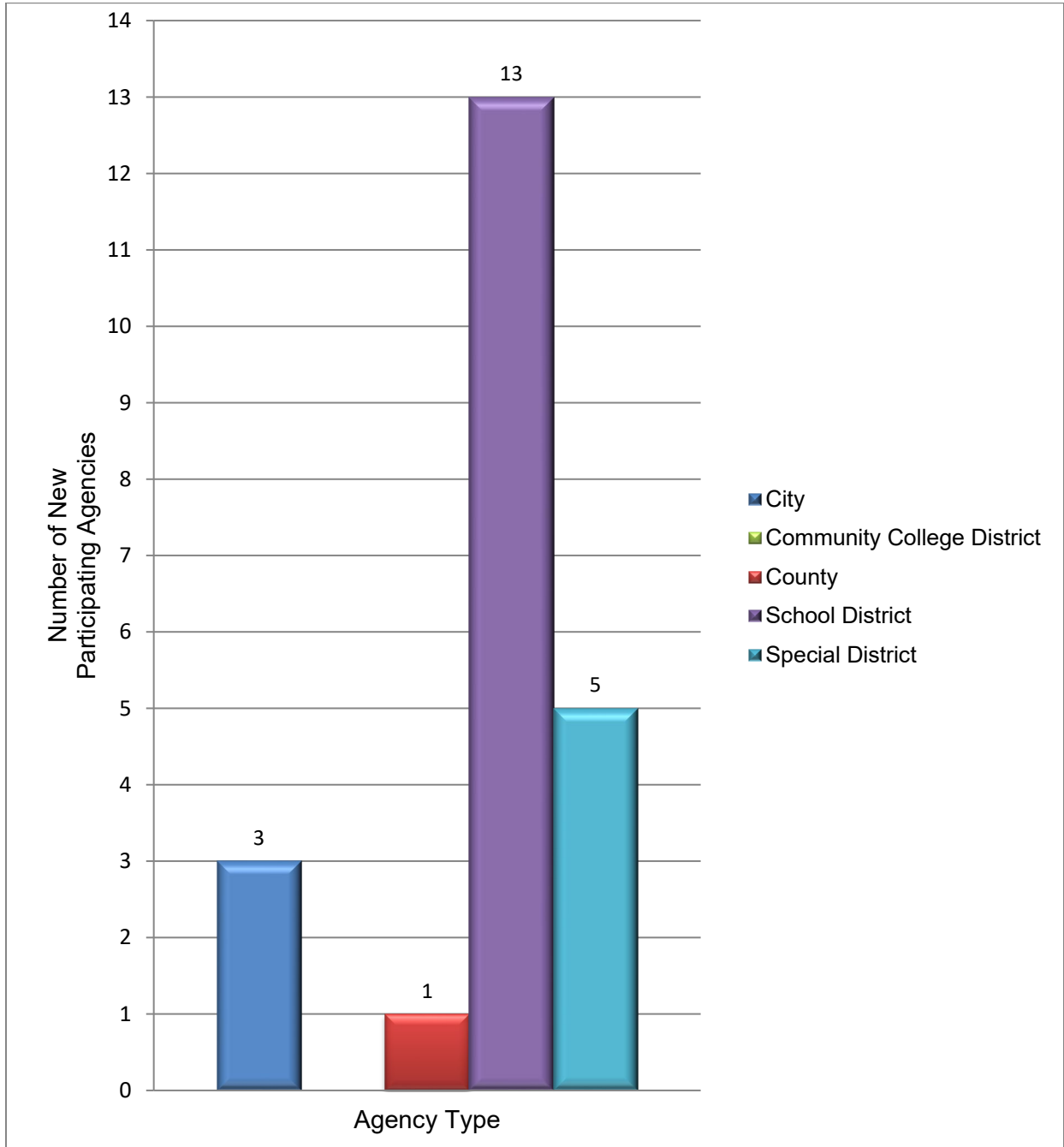


### Report on new participating agencies

The State Controller’s Office has received 22 resolutions from agencies that have opted into the California Uniform Public Construction Cost Accounting Act (CUPCCAA), bringing the number of agencies participating in the Act to 1585.

**New Participating Agencies**

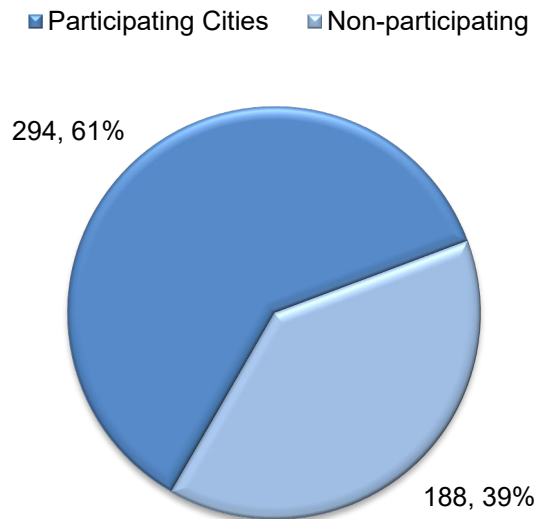


Participating Agencies Update  
For the period September 1, 2023 – November 27, 2023

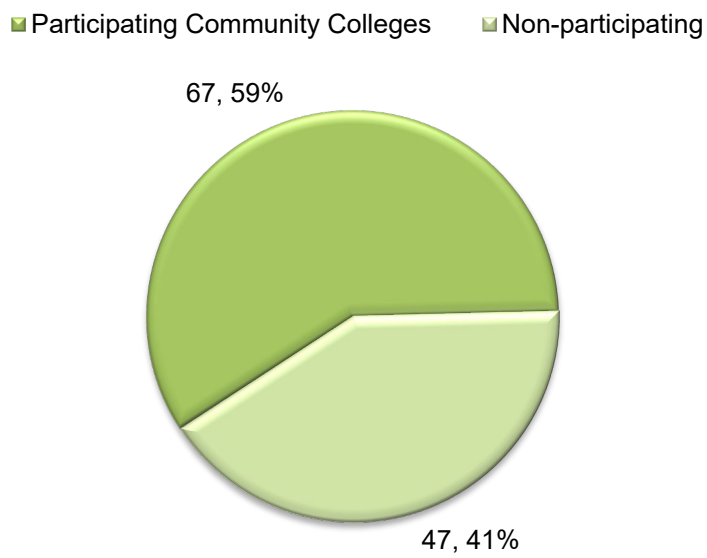
Item 4A

	Agency	Date Opted In	Agency Type
1	City of Covina	9/15/2015	<b>City</b>
2	Marin Clean Energy	2/15/2018	<b>Special District</b>
3	Graves School District	4/26/2023	<b>School District</b>
4	Colusa County Office of Education	6/21/2023	<b>School District</b>
5	Big Creek Elementary School District	9/6/2023	<b>School District</b>
6	Big Bear Municipal Water District	9/7/2023	<b>Special District</b>
7	Alameda County Office of Education	9/12/2023	<b>School District</b>
8	City of Hermosa Beach	9/12/2023	<b>City</b>
9	Mendota Unified School District	9/13/2023	<b>School District</b>
10	Maple Elementary School District	9/14/2023	<b>School District</b>
11	Flournoy Elementary School District	9/19/2023	<b>School District</b>
12	City of American Canyon	9/19/2023	<b>City</b>
13	Westmorland Union Elementary School	10/10/2023	<b>School District</b>
14	Johnstonville Elementary School District	10/11/2023	<b>School District</b>
15	Ferndale Unified School District	10/11/2023	<b>School District</b>
16	Delphic Elementary School District	10/11/2023	<b>School District</b>
17	Big Springs Union Elementary School District	10/12/2023	<b>School District</b>
18	Birchim Community Services District	10/17/2023	<b>Special District</b>
19	Madera Irrigation District	10/17/2023	<b>Special District</b>
20	Tustin Unified School District	10/23/2023	<b>School District</b>
21	Tres Hermanos Conservation Authority	11/08/2023	<b>Special District</b>
22	San Benito County	11/10/2023	<b>County</b>

### Cities



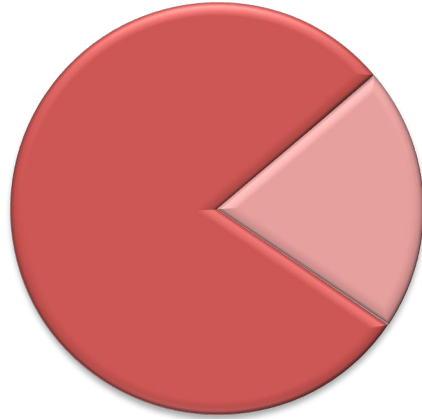
### Community Colleges



## Counties

■ Participating Counties   ■ Non-participating

46, 79%

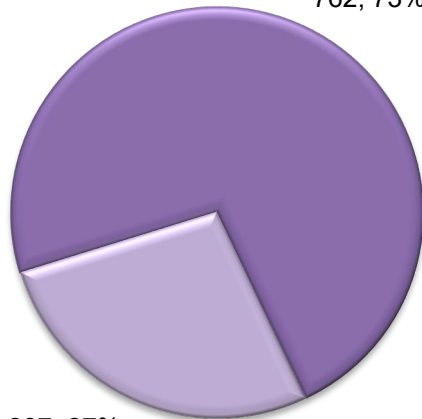


12, 21%

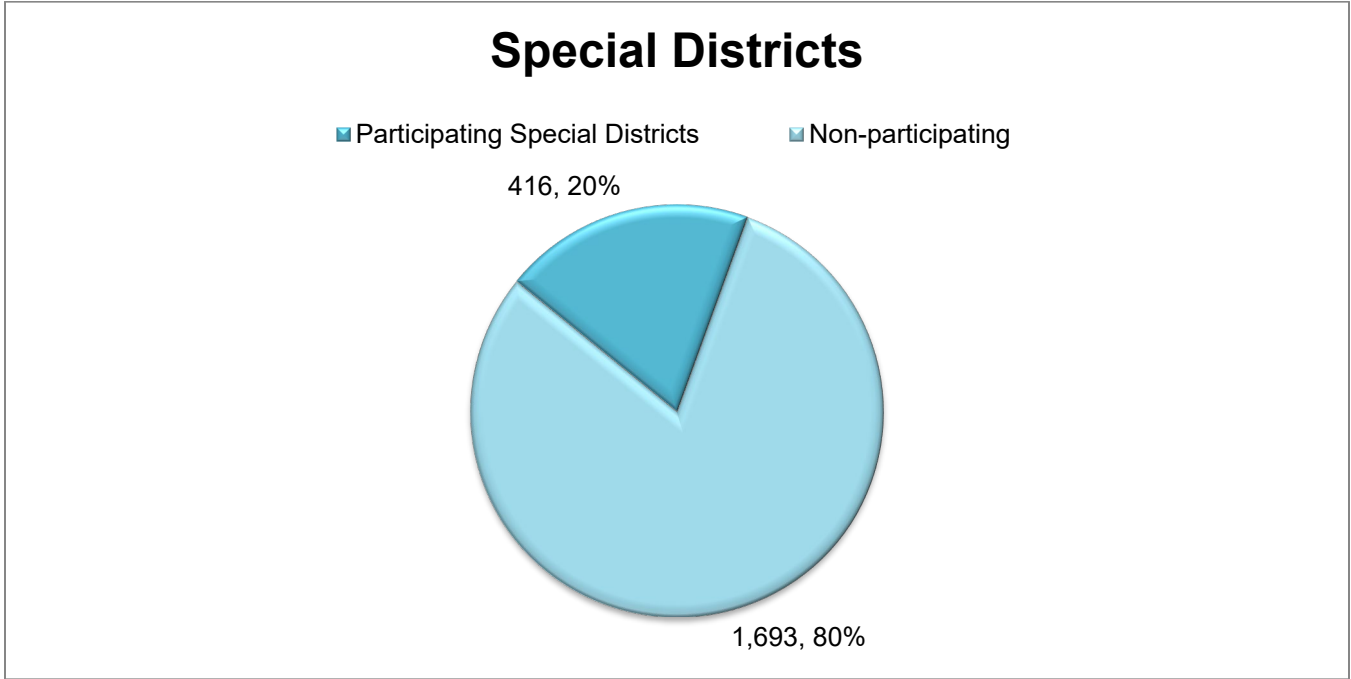
## School Districts

■ Participating School Districts   ■ Non-participating

762, 73%



287, 27%



### Total Participating Agencies (1,585)

