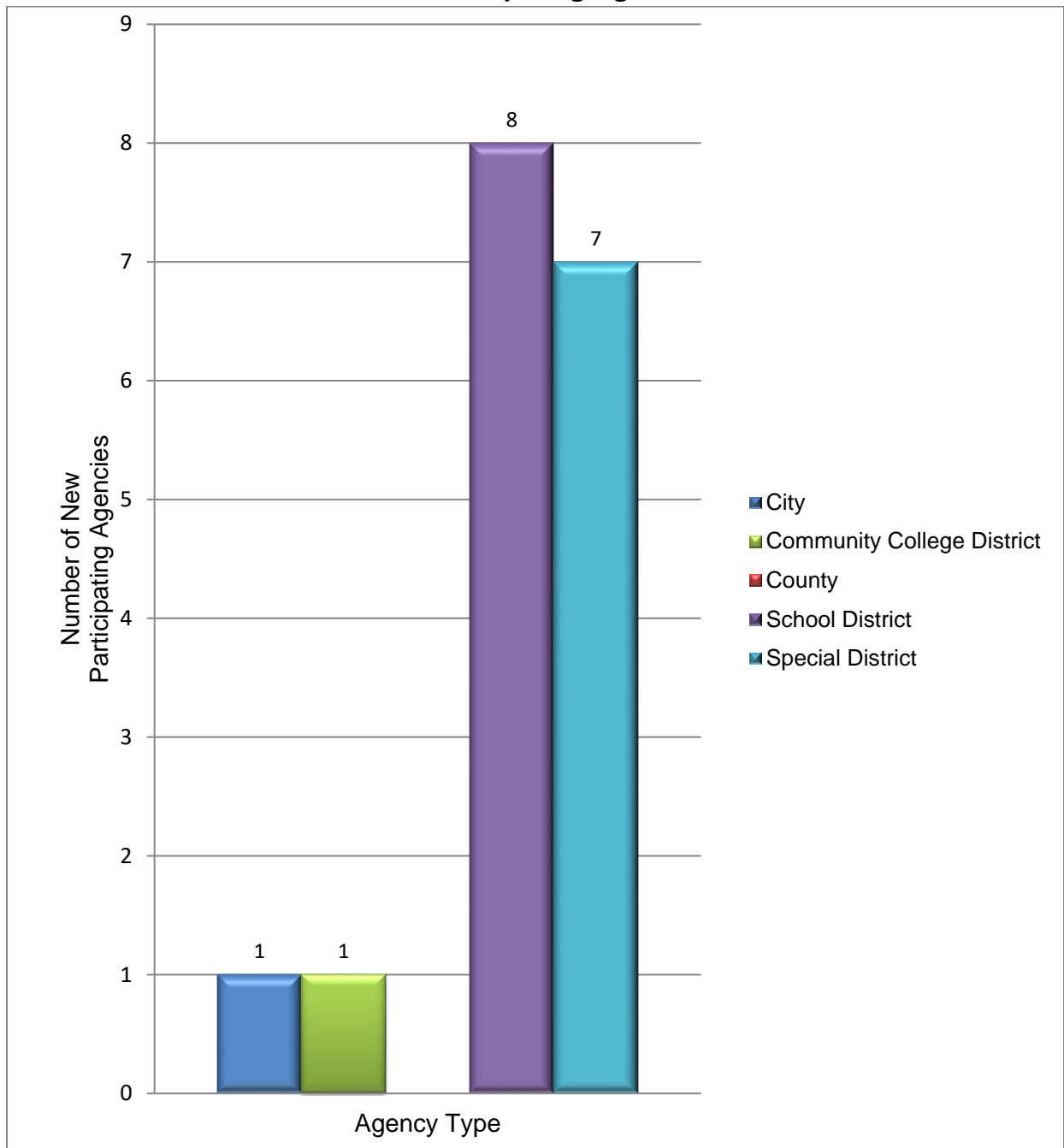


Report on new participating agencies

The State Controller's Office has received 17 resolutions from agencies that have opted into the California Uniform Public Construction Cost Accounting Act (CUPCCAA) and 1 resolution from an agency that opted out of CUPCCAA, bringing the total number of agencies participating in the Act to 1649.

New Participating Agencies



Participating Agencies Update
For the period August 2, 2024 – December 31, 2024

Item 4A

	Agency	Date Opted In	Agency Type
1	Livermore Amador Valley Water Management Agency	5-Nov-2014	Special District
2	Winton School District	8-Feb-2016	School District
3	North Bay Schools Insurance Authority	20-Apr-2016	Special District
4	North of the River Recreation and Park District	18-May-2020	Special District
5	Yosemite Community College District	13-Apr-2022	Community College District
6	Solvang Elementary School District	11-Oct-2023	School District
7	City of Trinidad	14-May-2024	City
8	El Rancho Unified School District	6-Aug-2024	School District
9	Loomis Union School District	8-Aug-2024	School District
10	New Hope Elementary School District	13-Aug-2024	School District
11	Three Rivers Union School District	14-Aug-2024	School District
12	Heritage Ranch Community Services District	15-Aug-2024	Special District
13	Kelseyville Fire Protection District	21-Aug-2024	Special District
14	Santa Clarita Valley School Food Services Agency	22-Aug-2024	Special District
15	Orchard School District	10-Sep-2024	School District
16	Baldy View Regional Occupational Program	9-Oct-2024	Special District
17	Cuyama Joint Unified School District	14-Nov-2024	School District

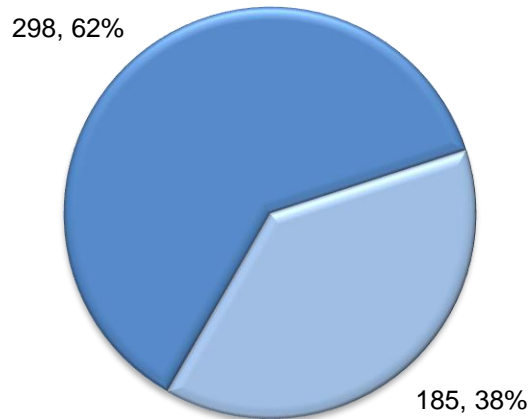
Withdrawn from the Act

For the Period August 2, 2024 – December 31, 2024

	Agency	Date Opted Out	Agency Type
1	Fortuna Union High School District	8-Oct-2024	School District

Cities

■ Participating Cities ■ Non-participating



Community Colleges

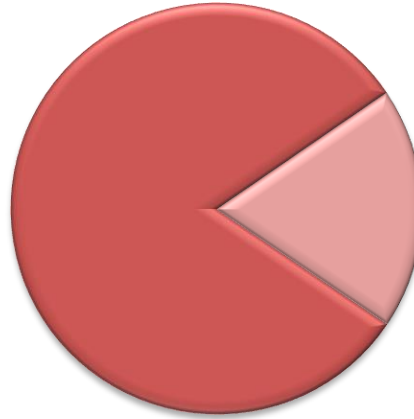
■ Participating Community Colleges ■ Non-participating



Counties

■ Participating Counties ■ Non-participating

47, 81%

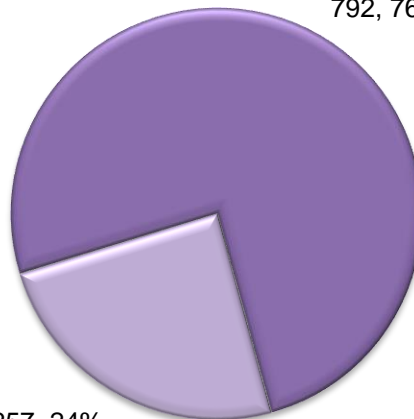


11, 19%

School Districts

■ Participating School Districts ■ Non-participating

792, 76%



257, 24%

