


Adobe Connect eLearning player guidance.

Internet Explorer browsers are no longer supported. Please use either Google Chrome or Microsoft Edge browsers.

After clicking on a link to start a training, the system will automatically start the training, but some will require the user to initially click a triangular START button on screen.

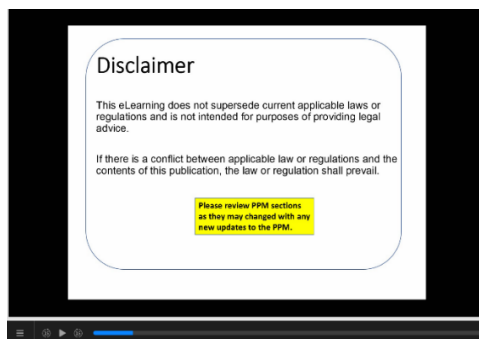
Once the training starts, viewers will be presented with an option to choose between two options: (Close or Switch).

The option allows the viewer a choice to view the training in either Standard or Classic view.

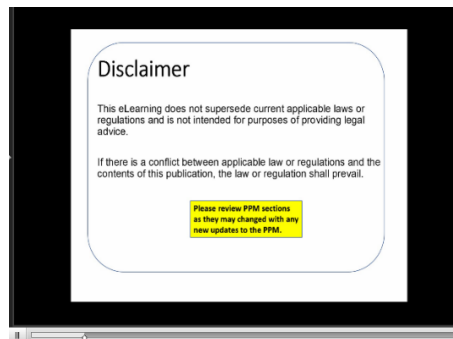


What's the Difference?

Standard Player (Default startup)



Classic Player (if Switch is selected)



There are pros and cons to both viewers.

The **Standard Player** (Suggested) works with all modern browser platforms. But does not provide as seamless transitions when rewinding or fast forwarding and requires a moment for refresh regarding any manual change in scene or topic. To assist with this, use the **Event Index button** to quickly move to the desired topic to refresh.
(See information regarding the Event Index button below)

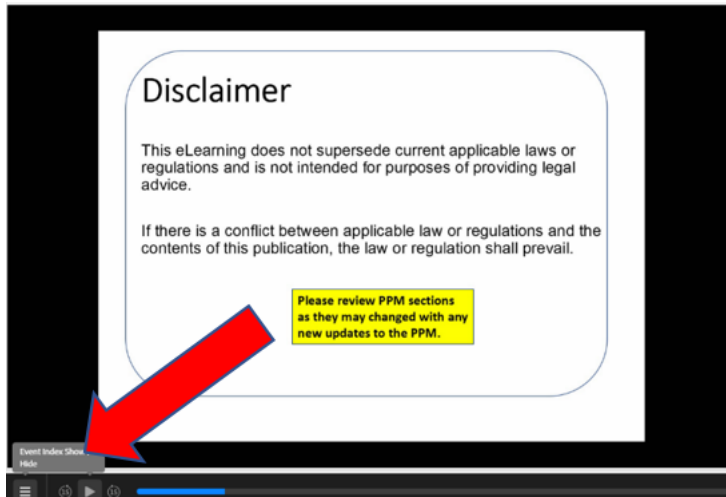
The **Classic Player** which was designed for older computer technology has a smoother seamless transition when rewinding or fast forwarding and does not require a refresh during manual change in scene selection. But it will not display certain scenes that the presenter may have used a live document with links, which uses **Flash** software to operate. **Flash** is no longer supported. So, during those scenes (if any); will display as a blank screen but will continue with voice or sound still playing.

NAVIGATION

Event Index Button (Standard or Classic players).

Allows viewers to quickly move to certain points within the eLearning and for viewers to identify with places that they can easily return to. *The video does not require selection to continue playing to the next event / topic.* (Standard or Classic).

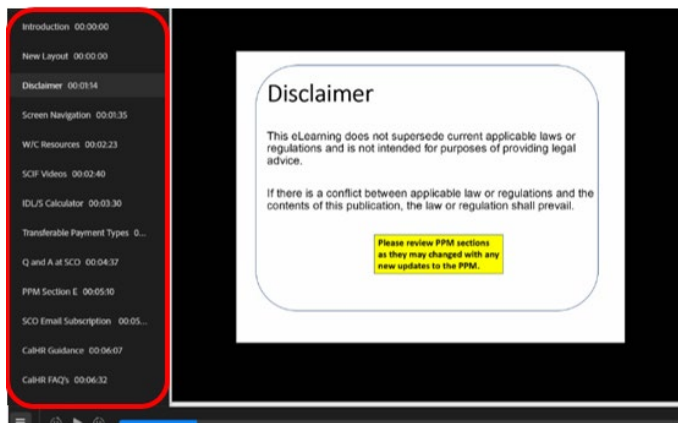
Step 1: Locate Event Index button



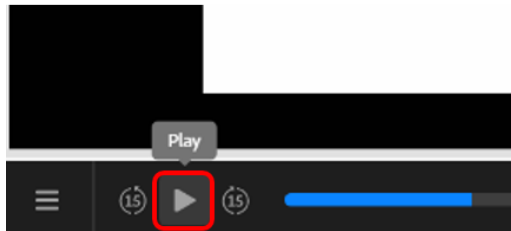
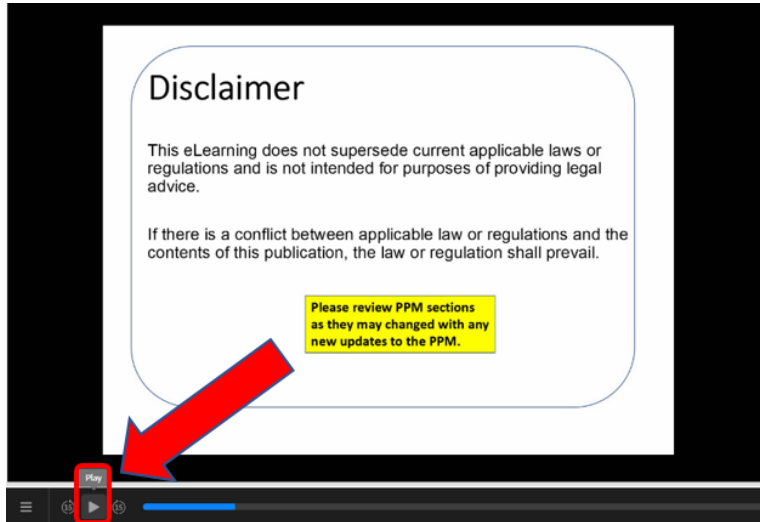
Step 2: Open Event Index menu



Step 3: Select an event / topic



Play Button: Allows the viewer to start / pause training (Standard or Classic).



(-15/+15) Scene Advance (Standard Only): Allows the user to move forward or backwards by 15 seconds. *Please see information above regarding scene movements in Standard Player view.*

