

WinSCP Configuration Guide

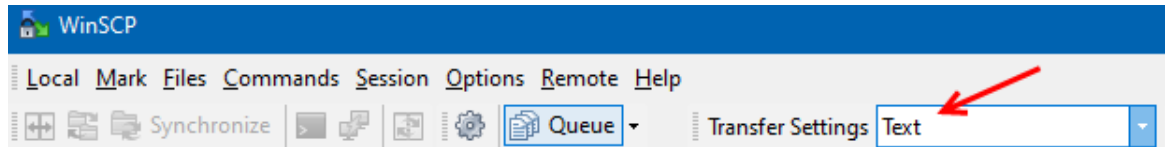
The following is provided directly to you:

- Host name
- Port number
- User name
- Password
- FTP directory

If you don't have this information, please contact your SCO FTP coordinator.

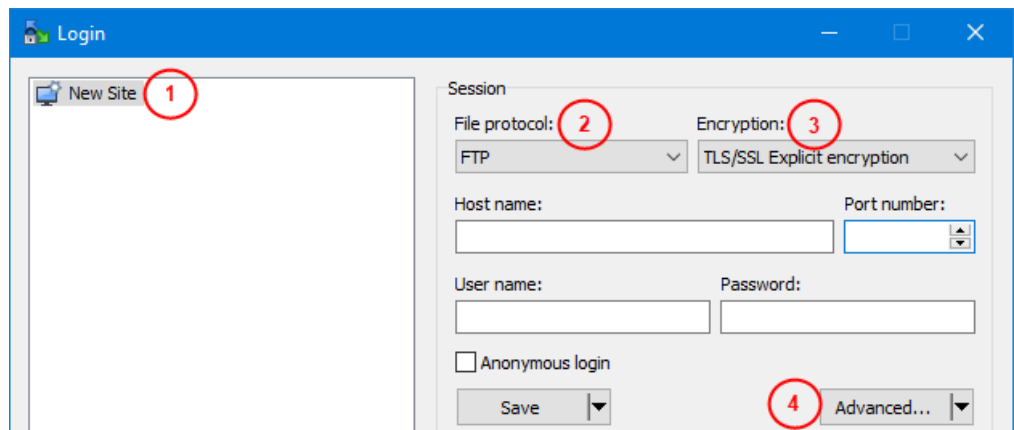
Main screen

Transfer Settings: Text

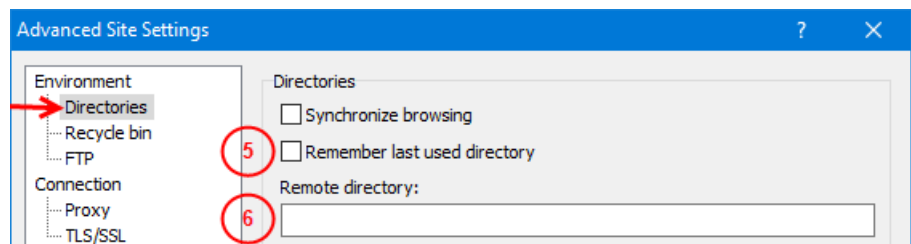


Site Manager

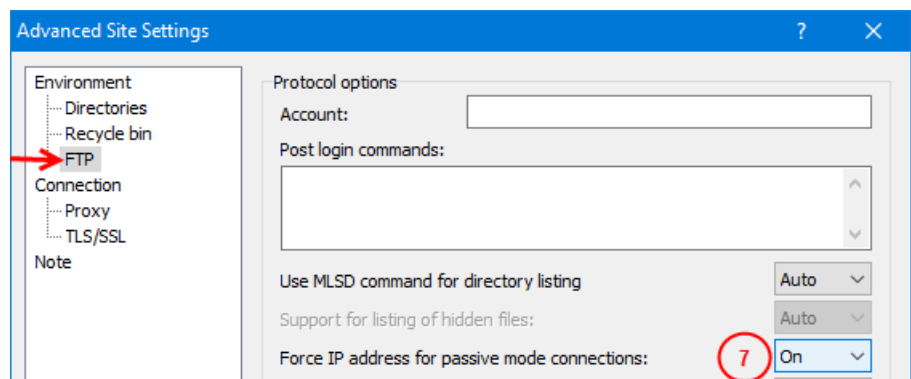
1. New Site
2. FTP protocol: FTP
3. Encryption: TLS/SSL Explicit
4. Advanced...



5. Uncheck: Remember last used directory
6. Remote directory: Carefully enter the directory exactly as it was provided, including the single quotes. For example: 'pd.xxxx.ftp.xxxx.'



7. Force IP address for passive mode connections: On



8. Minimum TLS/SSL version: TLS 1.2

